

FIND RELIEF FROM VARICOSE VEINS

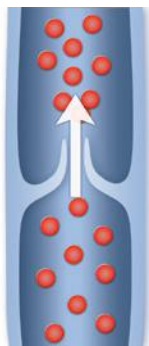
ClosureFast™
Procedure



Medtronic
Further, Together

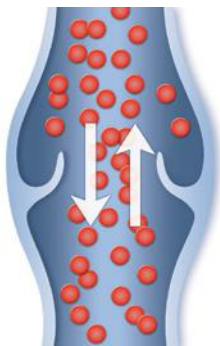
UNDERSTAND

Varicose veins may be a sign of something more severe—**venous reflux disease**.



NORMAL VEIN

Valves ensure blood flows in one direction



DISEASED VEIN

Valves that cannot close allow blood to drain and pool

Healthy leg veins have valves that keep blood flowing to the heart. Venous reflux disease develops when the valves stop working properly and allow blood to flow backward (i.e., reflux) and pool in the lower leg veins.

If venous reflux disease is left untreated, symptoms can worsen over time. **Your doctor can help you understand if you have this condition.**¹

Superficial venous reflux disease may cause the following **signs and symptoms** in your legs:²

Varicose veins

Aching

Swelling

Cramping

Heaviness or tiredness

Itching

Restlessness

Open skin sores

Many factors contribute to the presence of venous reflux, including:³

- Age
- Gender
- Family history
- Heavy lifting
- Multiple pregnancies
- Obesity
- Prolonged standing

Using ultrasound to scan your leg(s), your physician will determine if venous reflux is present.



Varicose Veins



Swelling and Skin Discoloration



Skin Color and Texture Changes



Venous Ulcers

VENOUS ANATOMY*

FEMORAL VEIN
(deep system)

SAPHENOFEMORAL
JUNCTION (SFJ)

GREAT SAPHENOUS
VEIN (GSV)

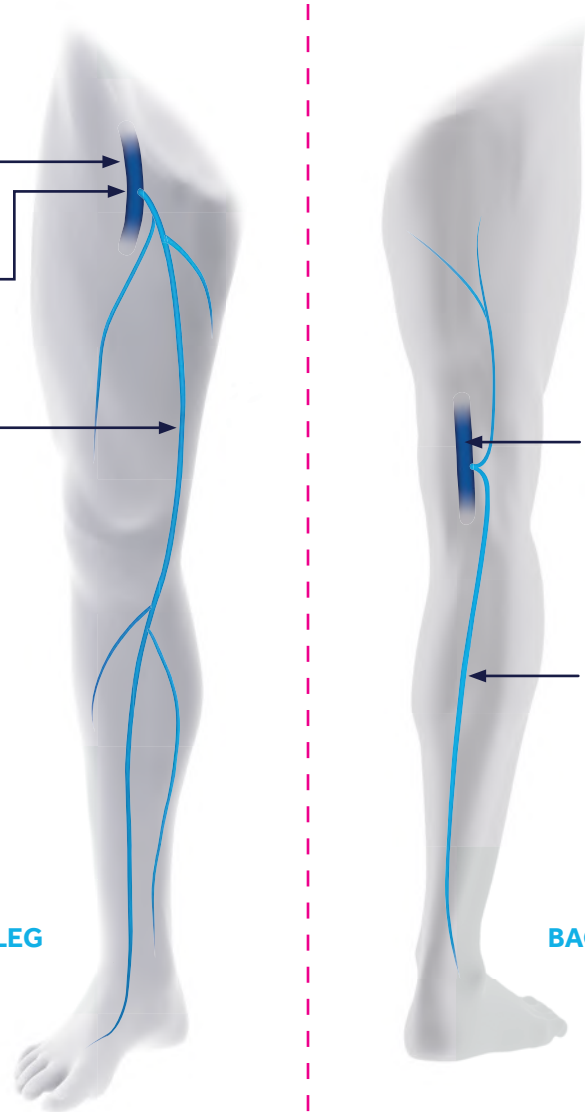
FRONT OF LEG

FEMORAL VEIN
(deep system)

SMALL SAPHENOUS VEIN
(SSV)

BACK OF LEG

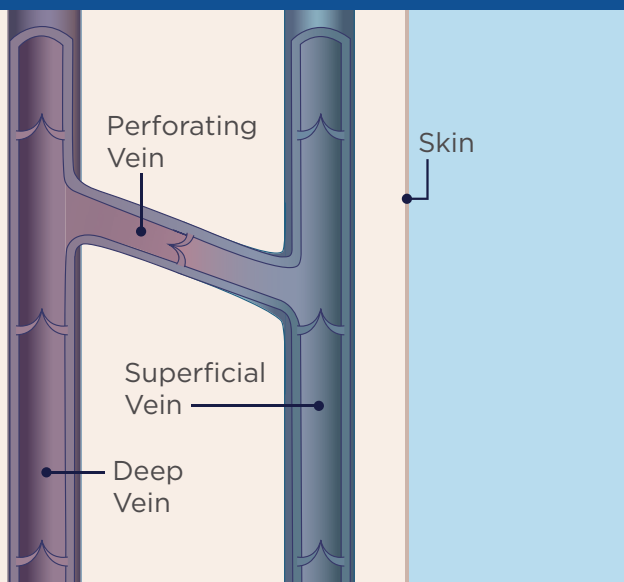
*Representative of venous anatomy.



The venous system is made up of a network of veins, including:

- **SUPERFICIAL VEINS** – veins located close to the surface of the skin
- **DEEP VEINS** – larger veins located deep in the leg
- **PERFORATING VEINS** – veins that connect the superficial veins to the deep veins

The ClosureFast™ procedure treats venous reflux in the superficial venous system, often the underlying cause of painful varicose veins.



Perforating veins connect the deep system with the superficial system.

TREAT

Superficial venous reflux disease treatment aims to reduce or stop the backward flow of blood. One treatment option is the ClosureFast™ procedure.

Over 2 million patients have been treated with the ClosureFast™ procedure in **over 100 countries around the world:**

- Consistent and controlled treatment
- Proven outcomes with rapid recovery⁴
- A positive patient experience⁴

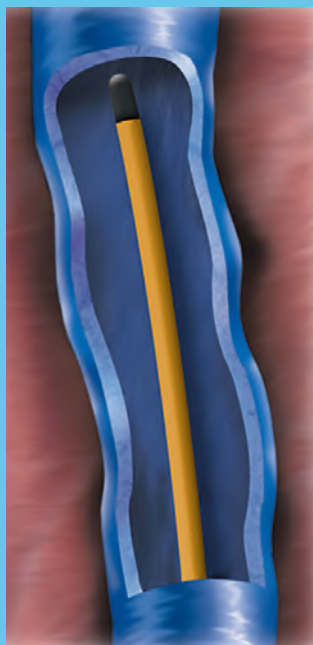


ClosureFast™
Procedure

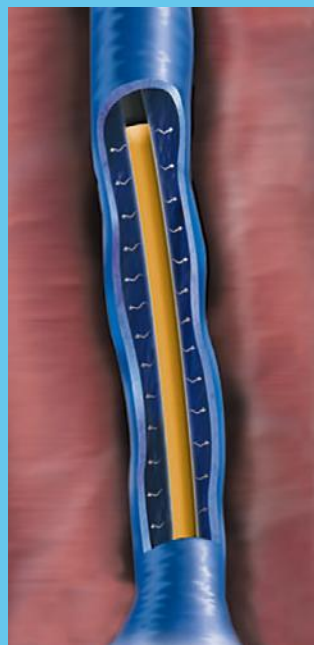
The ClosureFast™ procedure

is performed on an outpatient basis. Using ultrasound, your physician will position the catheter into the diseased vein through a small opening in the skin.

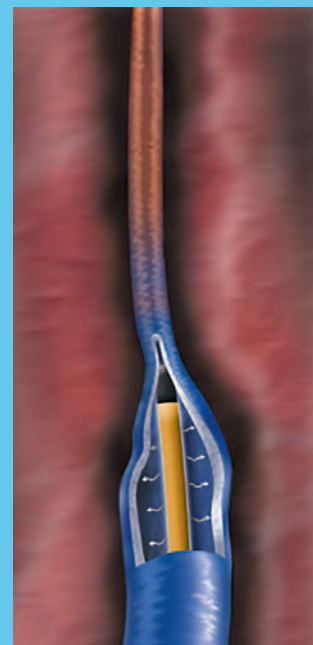
The small catheter delivers heat to the vein wall, causing it to shrink and the vein to seal closed. Once the diseased vein is closed, blood will reroute itself to other healthy veins.



Disposable catheter inserted into vein



Controlled heat collapses vein



Catheter withdrawn, closing vein

Following the procedure, a simple bandage is placed over the insertion site, and additional compression may be provided to aid healing. Your doctor may encourage you to walk, and to refrain from extended standing and strenuous activities for a period of time. The average patient typically resumes normal activities within a few days.⁵

PROVEN OUTCOMES

Studies have shown:

- Relief of symptoms after two days with a noticeable improvement in one to two weeks
- Less pain than laser—an outpatient procedure with local or general anesthesia⁴
- Proven results with positive patient outcomes and experience^{4,9}
- Rapid recovery—on average patients resume normal activities within a few days⁵

Before Treatment



6 Weeks After Treatment*



* Individual results may vary.

Images courtesy of Jonathan Calure, M.D. of Maryland Vein Professionals.

The ClosureFast™ procedure is covered by most insurance providers for patients diagnosed with venous reflux disease. Speak with your insurance provider prior to seeking treatment.

25%

of the global adult population
(30 million people)
are affected by
venous reflux disease^{2,7}

Of those people,

17%

are diagnosed^{2,7}



Only

1%

are actually treated^{2,7}

With proper treatment, the progressive symptoms of venous reflux disease are preventable.

FREQUENTLY ASKED QUESTIONS

Q: Is the ClosureFast™ procedure painful?

A: Most patients report feeling little, if any, pain during the ClosureFast™ procedure.⁴ Your physician should give you a local or regional anesthetic to numb the treatment area.

Q: How quickly can I resume normal activity?

A: Patients treated with the ClosureFast™ procedure may resume normal activities more quickly than patients who undergo surgical vein stripping or laser ablation. With the ClosureFast™ procedure, the average patient typically resumes normal activities within a few days.⁵ For a few weeks following the treatment, your vein specialist may recommend a regular walking regimen and suggest you refrain from very strenuous activities (heavy lifting, for example) or prolonged periods of standing.

Q: How soon after treatment will my symptoms improve?

A: Most patients report relief of symptoms after two days with a noticeable improvement in one to two weeks.

Q: Is there any scarring, bruising, or swelling after the procedure?

A: Most patients report limited to no scarring, bruising, or swelling following the ClosureFast™ procedure using the ClosureFast™ catheter.⁴

Q: How is the ClosureFast™ procedure different from endovenous laser?

A: Although the ClosureFast™ procedure and 980 nm endovenous laser ablation are both minimally invasive procedures, a comparative, multicenter study showed that the ClosureFast™ procedure was associated with statistically significant lower rates of pain, bruising, and complications. Patients undergoing the ClosureFast™ procedure also reported improvements in quality of life measures up to four times faster than patients treated with 980 nm endovenous laser ablation.⁴

Q: How is the ClosureFast™ procedure different from vein stripping?

A: During vein stripping, incisions are made in the groin and calf, and a tool is threaded through the diseased vein to pull the vein out of the leg. With the ClosureFast™ procedure, only one small incision is made at the insertion site and the vein is then treated and left in place. This minimally invasive approach reduces the likelihood of pain and bruising associated with vein stripping surgery.^{8,9}

Q: Is the ClosureFast™ procedure covered by insurance?

A: Many insurance companies pay for the ClosureFast™ procedure in part or in full. The ClosureFast™ procedure has coverage policies with major health insurers. Please discuss your coverage with your insurance provider prior to seeking treatment.

REFERENCES:

* Statistics based on individuals over the age of 40

1. Eberhardt R, J Raffetto. Chronic Venous Insufficiency. *Circulation*. 2005;111:2398-2409. 2. Gloviczki P, et al. The care of patients with varicose veins and associated chronic diseases: clinical practice guidelines of the Society for Vascular Surgery and the American Venous Forum. *JVS*; May 2011. 3. "Chronic Venous Insufficiency." *Vascular Web*. Society For Vascular Surgery. Jan. 2011. Web.17 Aug. 2011. <<http://www.vascularweb.org/vascularhealth/Pages/chronic-venous-insufficiency.aspx>>. 4. Almeida JI, Kaufman J, Gockertiz O, et al. Radiofrequency endovenous ClosureFast versus laser ablation for the treatment of great saphenous reflux: a multicenter, single-blinded, randomized study (RECOVERY Study). *J Vasc Interv Radiol*. 2009;20:752-759. 5. L. H. Rasmussen, M. Lawaetz, L. Bjoern, B. Vennits, A. Blemings and B. Eklof. Randomized Clinical Trial Comparing Endovenous Laser Ablation, Radiofrequency Ablation, Foam Sclerotherapy and Surgical Stripping for Great Saphenous Varicose Veins. *British Journal of Surgery Society Ltd., Wiley Online*

Library. www.bjs.co.uk, March 15, 2011. 6. Proebstle TM, Alm BJ, Gockertiz O, et al. Five-year results from the prospective European multicentre cohort study on radiofrequency segmental thermal ablation for incompetent great saphenous veins. *The British Journal of Surgery*. Feb 2015;102(3):212-218. 7. Lee, A. U.S. Markets for Varicose Vein Treatment Devices 2011. Millennium Research Group, Inc. (A Decision Resource, Inc. Company). www.mrg.net <<http://www.mrg.net/>>. May 2011. 8. Lurie F, Creton D, Eklof B, Kabnick LS, Kistner RL, Pichot O, et al. Prospective randomized study of endovenous radiofrequency obliteration. (Closure procedure) versus ligation and stripping in aselected patient population (EVOLVeS Study). *J Vasc Surg* 2003;38:2:207-14. 9. Hinchliffe RJ, et al. A prospective randomised controlled trial of VNUS Closure versus Surgery for the treatment of recurrent long saphenous varicose veins. *Eur J Vasc Endovasc Surg* 2006 Feb;31:2:212-218

RELIEF IS JUST THE BEGINNING

Visit [medtronic.com/endovenous](https://www.medtronic.com/endovenous) to locate a physician and receive more information about venous reflux disease and the ClosureFast™ procedure.

CAUTION: Federal (USA) law restricts these devices to sale by or on the order of a physician. **IMPORTANT:** Indications, contraindications, warnings, and instructions for use can be found in the product labeling supplied with each device.

Medtronic

Aortic | Peripheral | **Venous**

3033 Campus Drive, N550
Plymouth, MN 55441

Tel: +1.763.514.4000

[medtronic.com/endovenous](https://www.medtronic.com/endovenous)

UC201807428-01 EN © 2019 Medtronic. All rights reserved.
Medtronic, Medtronic logo and Further, Together are trademarks of Medtronic. All other brands are trademarks of a Medtronic company.
For distribution in the USA only. 01/19